



## The power kit for your wheelchair

Enjoy maximum mobility

*max-e*

[www.aat-online.de](http://www.aat-online.de)



Ideen bewegen mehr



Mobility is the most important factor for a high quality of life. To be independent and without the need for help increases your quality of life considerably. Therefore we developed the max-e — a power kit, that can be mounted to nearly all kinds of manual wheelchairs. max-e increases your radius of action based on the most advanced technology. It makes you independent and mobile in a comfortable and effortless way. max-e can easily and quickly be

mounted to and dismantled from your wheelchair. The device is simple and easy to handle, making you independent at your work place, at home or outside in the street.

Two powerful electric motors make sure that you can master slopes as easily as even ground.



Increase your quality of life —  
with max-e you are mobile  
and independent

You operate max-e with a control unit whose driving and steering qualities can be programmed according to your individual needs or wishes.



Intelligent technology — max-e  
adjusts to you and your wheelchair



Due to its low weight and compact measurements max-e can adapt to nearly any type of manual wheelchair. Since it is fitted to a wheelchair without changing its geometry, the chair's driving qualities remain the same.



Easy change from manual to motorized operation by pneumatic engagement / disengagement of the pinions into the toothed ring attached to your wheelchair's wheels.



Optimum adjustment to your personal needs thanks to the adaptable and programmable control unit.

max-e features two powerful electric motors that receive their energy from strong batteries. The battery pack is located in a bag underneath the seat of your wheelchair. These batteries provide power for a range of approximately 15 km.

The direct power transmission takes place by means of two pinions which engage a toothed ring attached to the wheels of your wheelchair. The pinions are engaged pneumatically so

that you can change from motorized to manual operation and back at all times.

In other words, max-e makes a lightweight, fully functioning, powered wheelchair out of your manual one while keeping all advantages of a manual wheelchair!



## A comfortable solution — max-e's simple installation




Easy transportation due to max-e's simple assembly and disassembly as well as its low weight.



max-e increases your personal mobility tremendously. This begins with its easy installation done by simply hooking the compact drive unit and the convenient battery pack onto your wheelchair.

The wireless control unit has no annoying cables and can be placed according to your needs. Because of the pneumatic engagement of the drive unit your wheelchair is ready to use, quickly and safely, even if your physical mobility is impaired.

Of course, the max-e is as easily dismounted as it is mounted. Together with your wheelchair it fits without problem even into smaller cars. Its low weight is a further advantage that makes the max-e comfortable to transport.



## max-e plus its complete equipment and accessories fulfill all your wishes

max-e is a fully functioning powered kit for your manual wheelchair. The delivery package contains the drive unit and the battery pack plus control unit, charger and a pair of wheels equipped with a toothed ring. Brackets are available as an accessory for nearly all types of commercial wheelchairs.

In order to adapt the max-e to your personal demands, we offer further convenient accessories.

### Accessories for the control



soft ball



ball 40/50mm



enlarged keyboard



special fixture for quadriplegics



palm control




holding device for the attendant's control unit

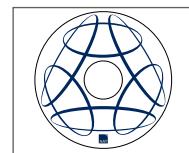
### Accessories for the wheelchair



swivel arm




anti-tilt support



spoke protection



Voltage transformer



brackets for the wheelchair



extra strong battery pack

# Trust in strong technology — max-e is the product of all our experience

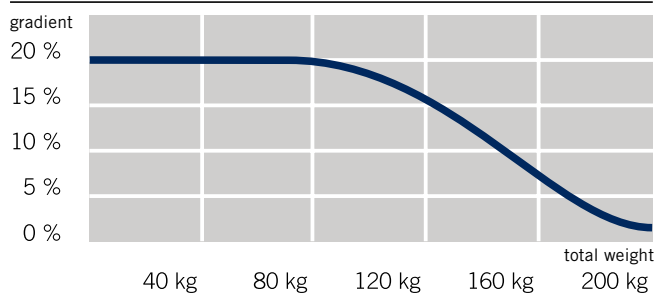
Our aim at AAT is to increase mobility and independence through intelligent solutions. max-e is a product of this philosophy. It is the result of all our knowledge and expertise based on long-term experience in the development of powered drive systems for wheelchairs.

Benefit from our experience with a powered drive for your wheelchair offering you numerous advantages:

- a range of up to 15 km
- continuously adjustable speed control up to 6 km/h
- easy, individually adjustable and wireless operation
- low weight and simple mounting and dismounting
- compact measurements
- can be applied to nearly all manual wheelchairs at a seat width of 28 cm and above
- compatible to the s-max, the stair climber for wheelchairs

max-e\_gb\_aat\_02\_2008

## weight/climbing diagram



max-e coincides with the guidelines of the European Community for medical products.

In the interest of progress we reserve the right for technical and optical changes.

## Technical data

|                               |  |
|-------------------------------|--|
| Maximum total weight approved | 200 kg <sup>1</sup><br>(person, wheelchair, max-e) |
| Mounting possible             | at a seat width of 28 cm                           |
| Speed forward   backward      | continuously adjustable<br>6 km/h   3 km/h         |
| Range with one battery charge | up to 15 km <sup>2</sup>                           |
| Height   width   depth        | 280   340   145 mm                                 |
| Batteries                     | 2 x 12 V / 12 Ah                                   |
| DC motors                     | 2 x 24 V   |
| Weight of the battery pack    | 8,6 kg   |
| Weight of the drive unit      | 8,8 kg   |
| Weight of the control unit    | 0,6 kg   |

<sup>1</sup> Please note the maximum load stipulated by your wheelchair manufacturer.

<sup>2</sup> Range and climbing capacity is dependent, among other things, on the weight of the person to be transported, the surface of the ground, the topography, etc..



Ideen bewegen mehr

AAT Alber Antriebstechnik GmbH  
Postfach 10 05 60 · D-72426 Albstadt

Tel.: +49.74 31.12 95-0 · Fax: 12 95-35  
info@aat-online.de · www.aat-online.de