

Soft√*heel*



*Discover
Your
Energy*

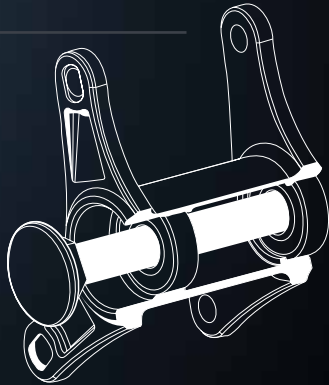
Assembly Instructions

Our wheels are marked with an R/L for Right and Left, on the hub. Please make sure you assemble them accordingly.

For SoftWheel Suspension Technology to function correctly, adjustments may be required to your wheelchair before installation.

Axle Pin (Not included)

Adjust the axle length to your own chair



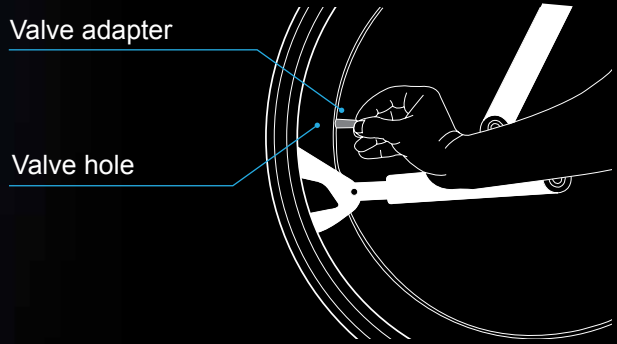
Hub Dimensions

| Metric | Imperial |
|------------------|------------------|
| D: 12mm | D: 12.7mm |
| L (outer): 54 mm | L (outer): 54 mm |

Valve Adapter (Included)

Valve adapter

Valve hole



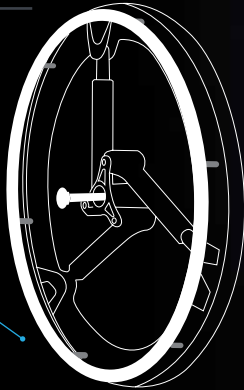
Screw the adapter onto the valve directly after inserting inner tube into the tyre.

PLEASE NOTE: Removing the sticker off the cylinder cover will void warranty.

Push Rim (If not included)

Use equally spaced 6 point rivnut push rim.

Diameter between holes is
24" - 515 mm; 25" - 539 mm



IMPORTANT- Do not over tighten the handrim screws. Max tightening torque 1 N-m/0.1 Kg-m.

Use Loctite 242 on handrim screws threads.

SoftWheel Weight Categories

| Stage | Weight (Kg) | Weight(Lb) |
|-------|-------------|------------|
| 1 | 40 - 59 | 88 - 130 |
| 2 | 60 - 72 | 131 - 159 |
| 3 | 73 - 85 | 160 - 188 |
| 4 | 85 - 95 | 189 - 209 |
| 5 | 96 - 120 | 210 - 266 |

Tyre and Inner Tube (If not included)

We recommend using:

1" Inner Tube

24" Tyre: ETRTO 540

25" Tyre: ETRTO 559

Min. valve length: 33mm

Enjoy your New SoftWheels!

Acrobat M

Size: 24" & 25"

Suspension:

Powered by SoftWheel's Selective & Symmetric Suspension;
Active setting

Hub:

AL 6061 T6; High precision CNC

Rim:

Pure magnesium (97.5%),
Proprietary triple-walled design

Load Limit:

95 kg

Weight:

1600 gr



Acrobat A

Size: 24" & 25"

Suspension:

Powered by SoftWheel's Selective & Symmetric Suspension

Hub:

AL 6061 T6; High precision CNC

Rim:

AL 6061 T6; Proprietary triple-walled design

Load Limit:

130 kg

Weight:

1950 gr



Acrobat R

Size: 25"

Suspension:

Powered by SoftWheel's Selective
& Symmetric Suspension;
Racing setting

Hub:

AL 6061 T6; High precision CNC

Rim:

AL 6061 T6; Proprietary triple-
walled design

Load Limit:

130 kg

Weight:

1950 gr



Acrobat C

Size: 24" & 25"

Suspension:

Powered by SoftWheel's Selective Symmetric Suspension

Hub:

Carbon - High modulus fiber

Rim:

Carbon - High modulus fiber

Load Limit:

130 kg

Weight:

1250 gr

Coming soon...



Join us on



You may visit our facebook community.



+1-347-614-1484



+353 (0)1-254-4119

www.softwheel.technology • info@softwheel.technology

SoftWheel